

Format of Holding of Specified securities

1. Name of Listed Entity: RELAXO FOOTWEARS LIMITED
2. Scrip Code/Name of Scrip/Class of Security: 530517, RELAXO, EQUITY SHARES
3. Share Holding Pattern Filed under: Reg. 31(1)(a)/Reg. 31(1)(b)/Reg. 31(1)(c)
 - a. if under 31(1)(b) then indicate the report for quarter ending 31/12/2022
 - b. if under 31(1)(c) then indicate date of allotment/extinguishment
4. Declaration : The Listed entity is required to submit the following declaration to the extent of submission of information:

	Particulars	YES*	NO*
a	Whether the Listed Entity has issued any partly paid up shares		√
b	Whether the Listed Entity has issued any Convertible Securities or Warrants?		√
c	Whether the Listed Entity has any shares against which depository receipts are issued?		√
d	Whether the Listed Entity has any shares in locked-in?		√
e	Whether any shares held by promoters are pledge or otherwise encumbered?		√

*if the Listed Entity selects the option 'NO' for the questions above, the columns for the partly paid up shares, Outstanding Convertible Securities/Warrants, depository receipts, locked-in shares, No of shares pledged or otherwise encumbered by promoters, as applicable, shall not be displayed at the time of dissemination on the Stock Exchange website. Also wherever there is 'No' declared by Listed entity in above table the values will be considered as 'Zero' by default on submission of the format of holding of specified securities.

5. The tabular format for disclosure of holding of specified securities is as follows:




Table I - Summary Statement holding of specified securities

Table I - Summary Statement holding of specified securities																		
Category	Category of Shareholder	No of Shareholders	No of fully paid up equity shares held	No of Partly paid-up equity shares held	No of Shares Underlying Depository Receipts	Total No of Shares Held (VII) = (IV)+(V)+(VI)	Shareholding as a % of total no of shares (As a % of (A+B+C2))	Number of Voting Rights held in each class of securities				No of Shares Underlying Outstanding convertible securities (Including Warrants)	Shareholding as a % assuming full conversion of convertible Securities (as a percentage of	Number of Locked in Shares		Number of Shares pledged or otherwise encumbered		Number of equity shares held in dematerialized form
								No of Voting Rights			Total as a % of (A+B+C)			No.	As a % of total Shares held	No.	As a % of total Shares held	
								Class X	Class Y	Total								
								(IX)			(X)	(XI)	(XII)		(XIII)		(XIV)	
(I)	(II)	(III)	(IV)	(V)	(VI)	(VII)	(VIII)											
(A)	Promoter & Promoter Group	12	176795275	0	0	176795275	71.02	176795275	0	176795275	71.02	0	71.02	0	0.00	0	0.00	176795275
(B)	Public	361915	72130771	0	0	72130771	28.98	72130771	0	72130771	28.98	0	28.98	0	0.00	NA	NA	71632821
(C)	Non Promoter-Non Public				0	0	NA	0	0	0	0.00	0	NA	0	0.00	NA	NA	0
(C1)	Shares underlying DRs	0	0	0	0	0	0.00	0	0	0	0.00	0	0.00	0	0.00	NA	NA	0
(C2)	Shares held by Employees Trusts	0	0	0	0	0												
	Total:	361927	248926046	0	0	248926046	100.00	248926046	0	248926046	100.00	0	100.00	0	0.00	0	0.00	248428096




Table II - Statement showing shareholding pattern of the Promoter and Promoter Group

Category	Category & Name of the Shareholder	PAN	No of Shareholders	No of fully paid up equity shares held	No of Partly paid-up equity shares held	No of Shares Underlying Depository Receipts	Total No of Shares Held (IV+V+VI)	Shareholding as a % of total no of shares (calculated as per SCRR, 1957 (VIII) As a % of (A+B+C2)	Number of Voting Rights held in each class of securities			No of Shares Underlying Outstanding convertible securities (Including Warrants)	Shareholding as a % assuming full conversion of convertible Securities (as a percentage of diluted share capital) (VII)+(X) As a % of (A+B+C2)	Number of Locked in Shares		Number of Shares pledged or otherwise encumbered		Number of equity shares held in dematerialized form	
									No of Voting Rights			Total as a % of (A+B+C)		No.	As a % of total Shares held	No.	As a % of total Shares held		
									Class X	Class Y	Total								
	(I)	(II)	(III)	(IV)	(V)	(VI)	(VII)	(VIII)	(IX)			(X)	(XI)	(XII)		(XIII)		(XIV)	
(1)	Indian		12	176795275	0	0	176795275	71.02	176795275	0	176795275	71.02	0	71.02	0	0.00	0	0.00	176795275
(a)	Individuals/Hindu undivided Family		1	40000	0	0	40000	0.02	40000	0	40000	0.02	0	0.02	0	0.00	0	0.00	40000
	RAMESH KUMAR DUA	AAHR7627C	1	40000	0	0	40000	0.02	40000	0	40000	0.02	0	0.02	0	0.00	0	0.00	40000
	MUKAND LAL DUA	AACHM4199J	1	464000	0	0	464000	0.19	464000	0	464000	0.19	0	0.19	0	0.00	0	0.00	464000
	USHA DUA	AADPD0694C	1	9560510	0	0	9560510	3.84	9560510	0	9560510	3.84	0	3.84	0	0.00	0	0.00	9560510
	MUKAND LAL DUA	AADPD0695D	1	50441920	0	0	50441920	20.26	50441920	0	50441920	20.26	0	20.26	0	0.00	0	0.00	50441920
	RAMESH KUMAR DUA	AADPD0696A	1	58117744	0	0	58117744	23.35	58117744	0	58117744	23.35	0	23.35	0	0.00	0	0.00	58117744
	LALITA DUA	AAHPD1307L	1	9532362	0	0	9532362	3.83	9532362	0	9532362	3.83	0	3.83	0	0.00	0	0.00	9532362
	NIKHIL DUA	AAHPD6135E	1	9243674	0	0	9243674	3.71	9243674	0	9243674	3.71	0	3.71	0	0.00	0	0.00	9243674
	SAKSHI DUA	AEDPD2957C	1	2020000	0	0	2020000	0.81	2020000	0	2020000	0.81	0	0.81	0	0.00	0	0.00	2020000
	NITIN DUA	AEDPD5835P	1	9343674	0	0	9343674	3.75	9343674	0	9343674	3.75	0	3.75	0	0.00	0	0.00	9343674
	GAURAV DUA	AEDPD7780F	1	9343674	0	0	9343674	3.75	9343674	0	9343674	3.75	0	3.75	0	0.00	0	0.00	9343674
	RITESH DUA	AEYPD5066K	1	9343674	0	0	9343674	3.75	9343674	0	9343674	3.75	0	3.75	0	0.00	0	0.00	9343674
	RAHUL DUA	AKEPD0380J	1	9344043	0	0	9344043	3.75	9344043	0	9344043	3.75	0	3.75	0	0.00	0	0.00	9344043
(b)	Central Government/State Government(s)		0	0	0	0	0	0.00	0	0	0	0.00	0	0.00	0	0.00	0	0.00	0
(c)	Financial Institutions/Banks		0	0	0	0	0	0.00	0	0	0	0.00	0	0.00	0	0.00	0	0.00	0
(d)	Any Other		0	0	0	0	0	0.00	0	0	0	0.00	0	0.00	0	0.00	0	0.00	0
	Sub-Total (A)(1)		12	176795275	0	0	176795275	71.02	176795275	0	176795275	71.02	0	71.02	0	0.00	0	0.00	176795275
(2)	Foreign		0	0	0	0	0	0.00	0	0	0	0.00	0	0.00	0	0.00	0	0.00	0
(a)	Individuals (Non-Resident Individuals/Foreign Individuals)		0	0	0	0	0	0.00	0	0	0	0.00	0	0.00	0	0.00	0	0.00	0
(b)	Government		0	0	0	0	0	0.00	0	0	0	0.00	0	0.00	0	0.00	0	0.00	0
(c)	Institutions		0	0	0	0	0	0.00	0	0	0	0.00	0	0.00	0	0.00	0	0.00	0
(d)	Foreign Portfolio Investor		0	0	0	0	0	0.00	0	0	0	0.00	0	0.00	0	0.00	0	0.00	0
(e)	Any Other		0	0	0	0	0	0.00	0	0	0	0.00	0	0.00	0	0.00	0	0.00	0
	Sub-Total (A)(2)		0	0	0	0	0	0.00	0	0	0	0.00	0	0.00	0	0.00	0	0.00	0
	Total Shareholding of Promoter and Promoter Group (A)=(A)(1)+(A)(2)		12	176795275	0	0	176795275	71.02	176795275	0	176795275	71.02	0	71.02	0	0.00	0	0.00	176795275




Table III - Statement showing shareholding pattern of the Public shareholder

Category	Category & Name of the Shareholder	PAN	No of Shareholders	No of fully paid up equity shares held	No of Partly paid-up equity shares held	No of Shares Underlying Depository Receipts	Total No of Shares Held (IV+V+VI)	Shareholding as a % of total no of shares (A+B+C2)	Number of Voting Rights held in each class of securities			No of Shares Underlying Outstanding convertible securities (Including Warrants)	Shareholding as a % assuming full conversion of convertible Securities (as a percentage of diluted share capital)	Number of Locked in Shares		Number of Shares pledged or otherwise encumbered		Number of equity shares held in dematerialized form		Sub-categorisation of shares		
									No of Voting Rights			Total as a % of (A+B+C)		No.	As a % of total Shares held	No.	As a % of total Shares held			Shareholding (No. of shares) under		
	(I)	(II)	(III)	(IV)	(V)	(VI)	(VII)	(VIII)	Class X	Class Y	Total (IX)	(X)	(XI)	(XII)	(XIII)	(XIV)				Sub category (i)	Sub category (ii)	Sub category (iii)
(1)	Institutions (Domestic)																					
(a)	Mutual Funds		14	18546233	0	0	18546233	7.45	18546233	0	18546233	7.45	0	0	0.00	NA	NA	18546233	0	0	0	0
(b)	SRI LARGE & MIDCAP FUND	AABTS6407C	1	15227479	0	0	15227479	6.12	15227479	0	15227479	6.12	0	0	0.00	NA	NA	15227479	0	0	0	0
(c)	Venture Capital Funds		0	0	0	0	0	0.00	0	0	0	0.00	0	0	0.00	NA	NA	0	0	0	0	0
(d)	Alternate Investment Funds		2	474897	0	0	474897	0.19	474897	0	474897	0.19	0	0	0.00	NA	NA	0	0	0	0	0
(e)	Banks		1	750	0	0	750	0.00	750	0	750	0.00	0	0	0.00	NA	NA	750	0	0	0	0
(f)	Insurance Companies		0	0	0	0	0	0.00	0	0	0	0.00	0	0	0.00	NA	NA	0	0	0	0	0
(g)	Provident Funds/Pension Funds		0	0	0	0	0	0.00	0	0	0	0.00	0	0	0.00	NA	NA	0	0	0	0	0
(h)	Asset Reconstruction Companies		0	0	0	0	0	0.00	0	0	0	0.00	0	0	0.00	NA	NA	0	0	0	0	0
(i)	Sovereign Wealth Funds		0	0	0	0	0	0.00	0	0	0	0.00	0	0	0.00	NA	NA	0	0	0	0	0
(j)	NBFC Registered with RBI		0	0	0	0	0	0.00	0	0	0	0.00	0	0	0.00	NA	NA	0	0	0	0	0
(k)	Other Financial Institutions		0	0	0	0	0	0.00	0	0	0	0.00	0	0	0.00	NA	NA	0	0	0	0	0
(l)	Any Other		0	0	0	0	0	0.00	0	0	0	0.00	0	0	0.00	NA	NA	0	0	0	0	0
	Sub Total (B)(1)		17	19021878	0	0	19021878	7.64	19021878	0	19021878	7.64	0	0	0.00	NA	NA	19021878	0	0	0	0
(2)	Institutions (Foreign)																					
(a)	Foreign Direct Investment		0	0	0	0	0	0.00	0	0	0	0.00	0	0	0.00	NA	NA	0	0	0	0	0
(b)	Foreign Venture Capital		0	0	0	0	0	0.00	0	0	0	0.00	0	0	0.00	NA	NA	0	0	0	0	0
(c)	Sovereign Wealth Funds		0	0	0	0	0	0.00	0	0	0	0.00	0	0	0.00	NA	NA	0	0	0	0	0
(d)	Foreign Portfolio Investors Category I		120	7285741	0	0	7285741	2.93	7285741	0	7285741	2.93	0	0	0.00	NA	NA	0	0	0	0	0
(e)	Foreign Portfolio Investors Category II		8	152626	0	0	152626	0.06	152626	0	152626	0.06	0	0	0.00	NA	NA	0	0	0	0	0
(f)	Overseas Depositories (holding DRs) (balancing figure)		0	0	0	0	0	0.00	0	0	0	0.00	0	0	0.00	NA	NA	0	0	0	0	0
(g)	Any Other		0	0	0	0	0	0.00	0	0	0	0.00	0	0	0.00	NA	NA	0	0	0	0	0
	FOREIGN PORTFOLIO INVESTORS		1	1404	0	0	1404	0.00	1404	0	1404	0.00	0	0	0.00	NA	NA	1404	0	0	0	0
	Sub Total (B)(2)		129	7439771	0	0	7439771	2.99	7439771	0	7439771	2.99	0	0	0.00	NA	NA	7439771	0	0	0	0
(3)	Central Government/State Government(s)/President of India																					
(a)	Central Government / Governor		0	0	0	0	0	0.00	0	0	0	0.00	0	0	0.00	NA	NA	0	0	0	0	0
(b)	State Government / Governor		0	0	0	0	0	0.00	0	0	0	0.00	0	0	0.00	NA	NA	0	0	0	0	0
(c)	Shareholding by Companies or Bodies Corporate where Central / State Gov		0	0	0	0	0	0.00	0	0	0	0.00	0	0	0.00	NA	NA	0	0	0	0	0
	Sub Total (B)(3)		0	0	0	0	0	0.00	0	0	0	0.00	0	0	0.00	NA	NA	0	0	0	0	0
(4)	Non Institutions																					
(a)	Associate companies / Subsidiaries		0	0	0	0	0	0.00	0	0	0	0.00	0	0	0.00	NA	NA	0	0	0	0	0
(b)	Directors and their relatives (excluding independent directors and nomine		1	429	0	0	429	0.00	429	0	429	0.00	0	0	0.00	NA	NA	0	0	0	0	0
(c)	Key Managerial Personnel		1	73000	0	0	73000	0.03	73000	0	73000	0.03	0	0	0.00	NA	NA	0	0	0	0	0
(d)	Relatives of promoters (other than 'immediate relatives' of promoters dis		0	0	0	0	0	0.00	0	0	0	0.00	0	0	0.00	NA	NA	0	0	0	0	0
(e)	Trusts where any person belonging to 'Promoter and Promoter Group' cat		0	0	0	0	0	0.00	0	0	0	0.00	0	0	0.00	NA	NA	0	0	0	0	0
(f)	Investor Education and Protection Fund (IEPF)		1	140583	0	0	140583	0.06	140583	0	140583	0.06	0	0	0.00	NA	NA	0	0	0	0	0
(g)	Resident Individuals holding nominal share capital up to Rs. 2 lakhs		351639	17403404	0	0	17403404	6.99	17403404	0	17403404	6.99	0	0	0.00	NA	NA	0	0	0	0	0
(h)	Resident Individuals holding nominal share capital in excess of Rs. 2 lakhs		2	655013	0	0	655013	0.26	655013	0	655013	0.26	0	0	0.00	NA	NA	0	0	0	0	0
	Non Resident Indians (NRIs)		5632	952585	0	0	952585	0.38	952585	0	952585	0.38	0	0	0.00	NA	NA	952585	0	0	0	0
(i)	Foreign Nationals		0	0	0	0	0	0.00	0	0	0	0.00	0	0	0.00	NA	NA	0	0	0	0	0
(j)	Foreign Companies		0	0	0	0	0	0.00	0	0	0	0.00	0	0	0.00	NA	NA	0	0	0	0	0
(k)	Bodies Corporate		576	25967606	0	0	25967606	10.43	25967606	0	25967606	10.43	0	0	0.00	NA	NA	0	0	0	0	0
	VLS SECURITIES LIMITED	AAACV2236J	1	15594000	0	0	15594000	6.26	15594000	0	15594000	6.26	0	0	0.00	NA	NA	15594000	0	0	0	0
	VLS FINANCE LTD	AAACV4183G	1	9554259	0	0	9554259	3.84	9554259	0	9554259	3.84	0	0	0.00	NA	NA	9554259	0	0	0	0
	Any Other		0	0	0	0	0	0.00	0	0	0	0.00	0	0	0.00	NA	NA	0	0	0	0	0
(m)	CLEARING MEMBERS		43	7474	0	0	7474	0.00	7474	0	7474	0.00	0	0	0.00	NA	NA	0	0	0	0	0
	H U F		1871	468577	0	0	468577	0.19	468577	0	468577	0.19	0	0	0.00	NA	NA	468577	0	0	0	0
	TRUSTS		3	451	0	0	451	0.00	451	0	451	0.00	0	0	0.00	NA	NA	451	0	0	0	0
	Sub Total (B)(4)		361769	45669122	0	0	45669122	18.35	45669122	0	45669122	18.35	0	0	0.00	NA	NA	4511172	0	0	0	0
	Total Public Shareholding (B) = (B)(1)+(B)(2)+(B)(3)+(B)(4)		361915	72130771	0	0	72130771	28.98	72130771	0	72130771	28.98	0	0	0.00	NA	NA	71632821	0	0	0	0



[illegible]

Details of the shareholders acting as persons in Concert including their Shareholding:			
Name of Shareholder	Name of PAC	No of shares	Holding%
Total:		0	0



Details of Shares which remain unclaimed may be given hear along with details such as number of shareholders,	
No of Shareholders	No of shares
26	76195



Sr. No.	Details of the SBO						Details of the registered owner					Details of holding/ exercise of right of the SBO in the						Date of creation / acquisition of significant beneficial interest
	Name	PAN	Passport No. in case of a foreign national		Nationality	Nationality (Applicable in case of Any other is selected)	Name	PAN	Passport No. in case of a foreign national	Nationality	Nationality (Applicable in case of Any other is selected)	Whether by virtue of:						
												Shares	Voting rights	Rights on distributable dividend or any other distribution	Exercise of control	Exercise of significant influence		
significant beneficial owners																		
1	Ramesh Kumar Dua	AADPD0696A			India		RAMESH KUMAR DUA (HUF)	AAHR7627C		India			23.36	23.36	23.36	Yes	No	27-02-2020
2	Mukand Lal Dua	AADPD0695D			India		MUKAND LAL DUA (HUF)	AACHM4199J		India			20.45	20.45	20.45	Yes	No	27-02-2020



Table VI - Statement showing foreign ownership limits		
	Board approved limits	Limits utilized
As on shareholding date	100	3.37
As on the end of previous 1st quarter	100	3.53
As on the end of previous 2nd quarter	100	3.5
As on the end of previous 3rd quarter	100	3.37
As on the end of previous 4th quarter	0	0

